

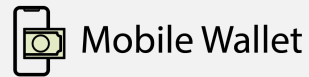

JoMoPay Report - September 2021



Mobile Payment Service Providers (mPSPs)



Banks

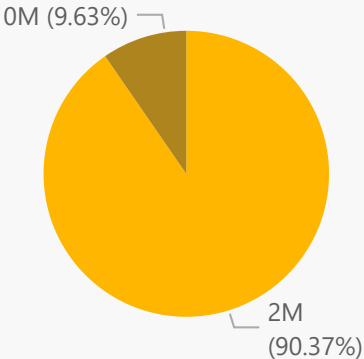


JoMoPay Report - September 2021



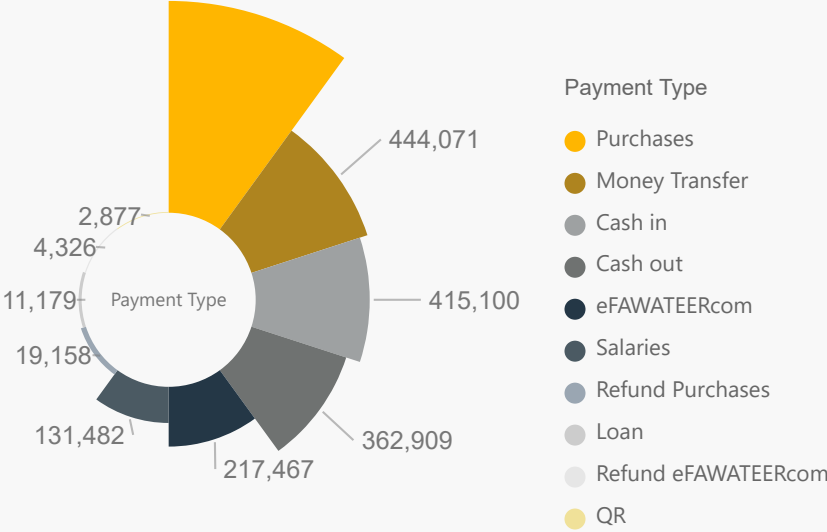
September	231,090,158 Total Value of Transactions (JODs) ↑	2,380,769 Total Number of Transactions ↑	97.07 Average Value of Transactions (JODs) ↑
August	178,182,815 Total Value of Transactions (JODs)	2,298,923 Total Number of Transactions	77.51 Average Value of Transactions (JODs)
Total in 2021	1,403,791,840 Total Value of Transactions (JODs)	14,780,009 Total Number of Transactions	94.98 Average Value of Transactions (JODs)

Interoperability Index (Money Transfers)

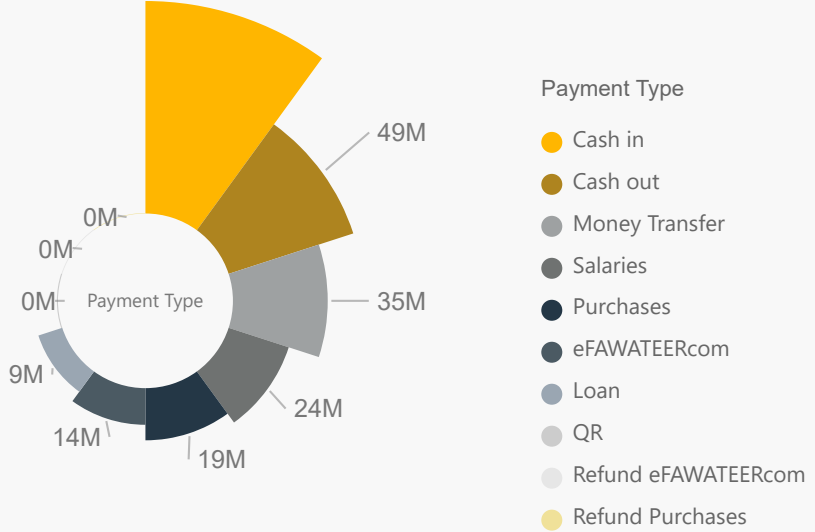


Direction ● On Us ● Off Us

Number of Transactions by Payment Type (Top 10)



Total Value by Payment Type (Top 10) (JOD)

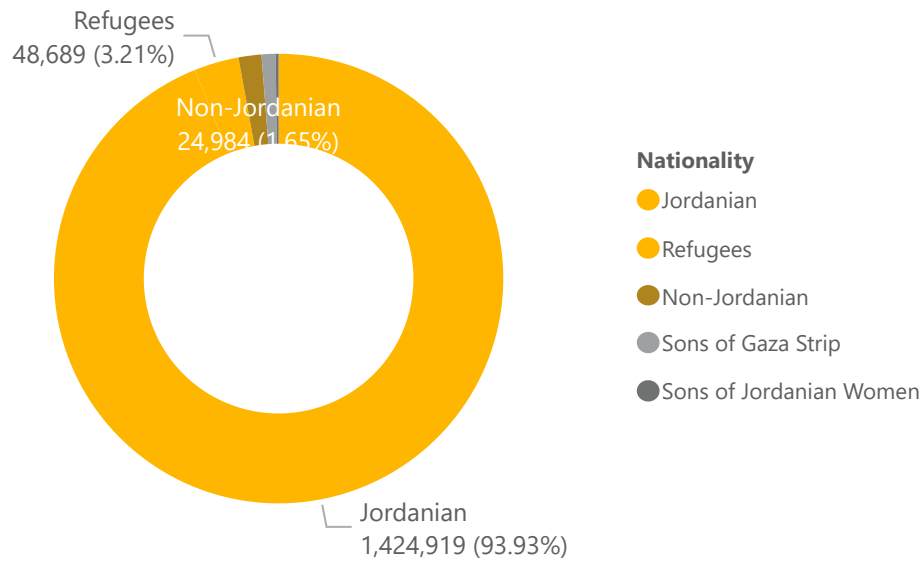


JoMoPay Report - September 2021

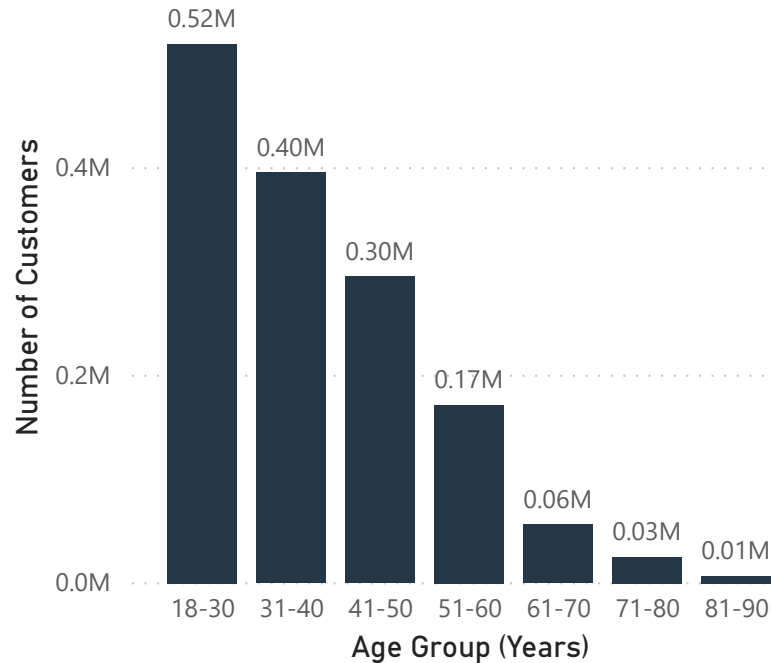


September	1,640,660 Total Number of Wallets	2,378 Agent Wallets	4,624 Merchant Wallets	647 Business Entity Wallets
August	1,593,500 Total Number of Wallets	2,340 Agent Wallets	4,341 Merchant Wallets	619 Business Entity Wallets
Total Increase in 2021	343,630 Total Number of Wallets	284 Agent Wallets	2,754 Merchant Wallets	185 Business Entity Wallets

Number of Customers by Nationality



Number of Customers by Age Group (Years)



Number of Customers by Gender

