

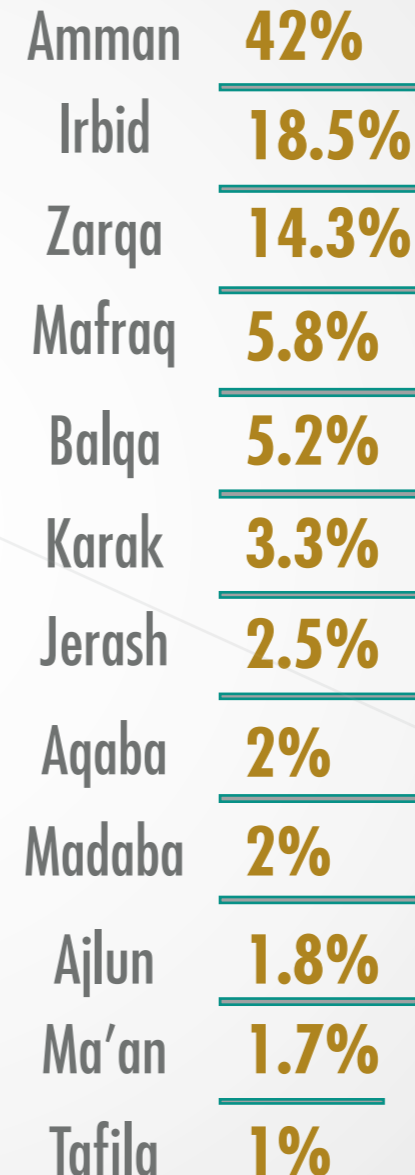
# TOTAL POPULATION IN JORDAN 2019

10,506,165

## Age Distribution



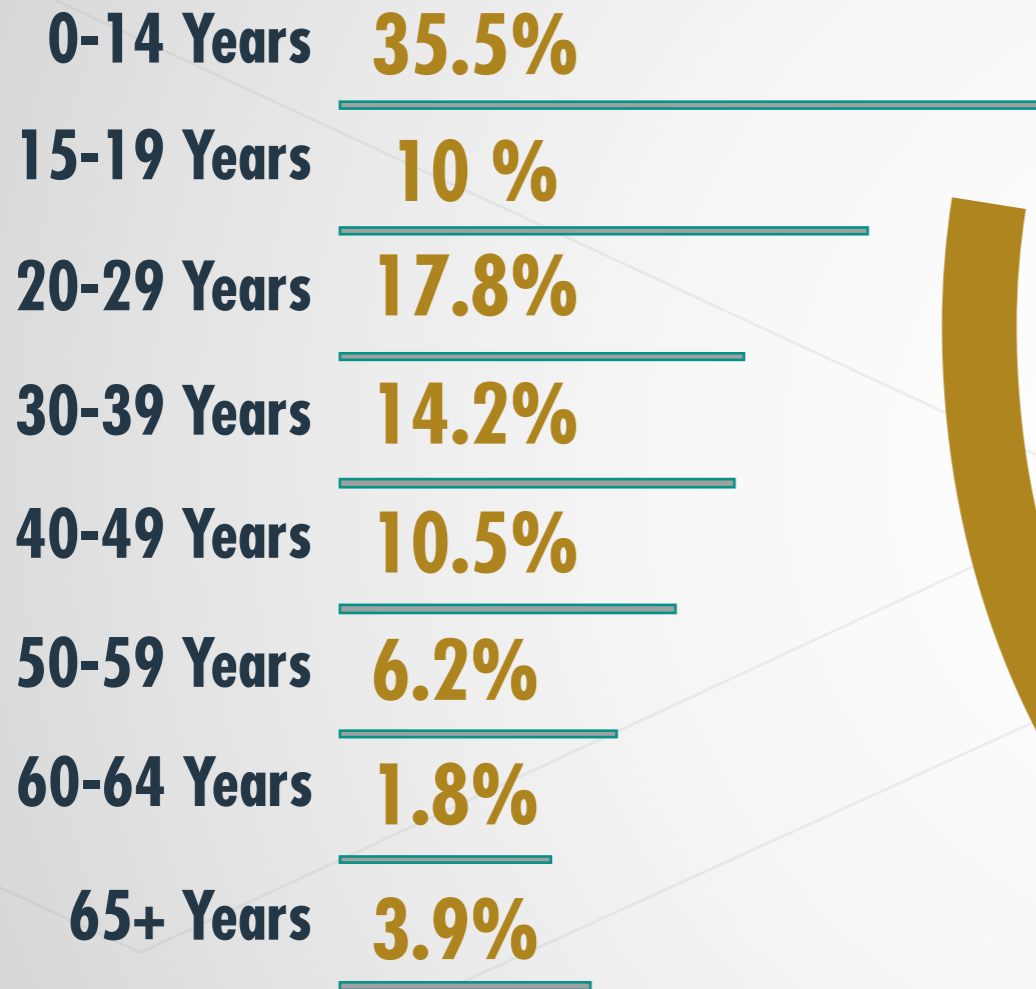
## Governorate Distribution



Gender Distribution infographic showing percentages for Males and Females in Jordan, 2019. The data is presented as a semi-circular gauge where the male portion is yellow and the female portion is grey.

**Males 50.9%**  
**Females 49.1%**

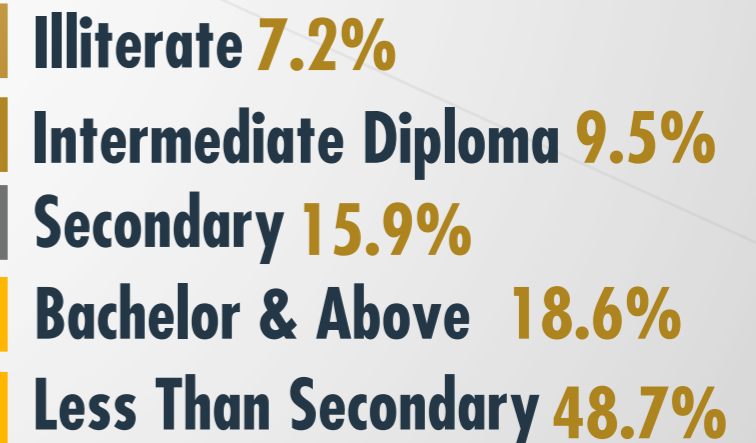
## Female Age Distribution



# TOTAL FEMALE POPULATION IN JORDAN Q2 of 2019

## 5,157,130

## Education Levels among Jordanian Females



# ECONOMIC STATISTICS IN JORDAN 2019



ANNUAL INCOME AVERAGE

**11,512 JODs**

Per household

## INFORMATION & COMMUNICATIONS TECHNOLOGY STATISTICS IN JORDAN YEAR-END 2019

IT Sector Total Employment

**13,653**

IT Sector Total Revenue

**\$749,116,414**

IT Total Revenue	16.69%	\$749,116,414
IT Domestic Revenue	23.61%	\$487,439,469
IT FDI Cumulative	+8.72%	\$168,176,852
IT Export Revenue	3.73%	\$261,676,946

# INFORMATION & COMMUNICATIONS TECHNOLOGY STATISTICS IN JORDAN

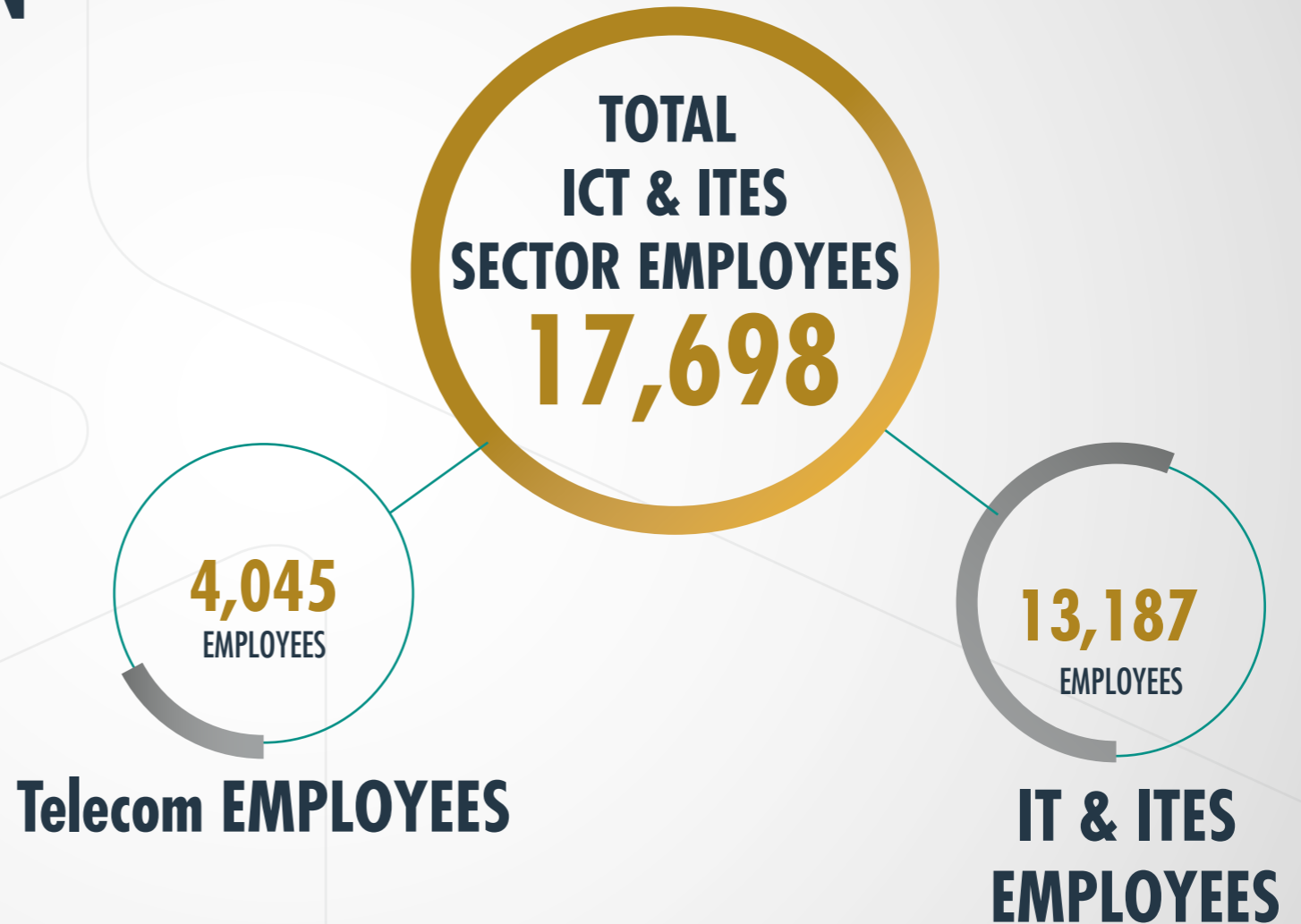
Year-end 2019

Total Telecom Sector Revenue  
**\$1,423,771,401**

MOBILE SUBSCRIBERS (Dec. 2017)  
**8,731,760**

INTERNET SUBSCRIBERS (Dec. 2017)  
**9,135,455**

## ICT SECTOR EMPLOYMENT BREAKDOWN



# DIGITAL PAYMENT STATISTICS IN JORDAN 2019

Value of Annual ACH Transactions (2019)  
2,324,597,000 JOD's

Annual ACH Transactions (2019)  
1,677,181

Number of eFAWATEERcom Transactions (Jan-Aug. 2019)  
8,810,016

Value of eFAWATEERcom Transactions (Jan-Aug. 2019)  
4,303,764,239 JOD's

Number of Cleared Cheques  
9,246,652

Value of Cleared Cheques  
39,736,138,000 JOD's

Number of Digital Wallets (Aug. 2019)  
549,805 Wallets

JoMoPay Transactions (Jan-Aug. 2019)  
415,504 JOD's

NUMBER OF AGENTS  
1,044 Agents

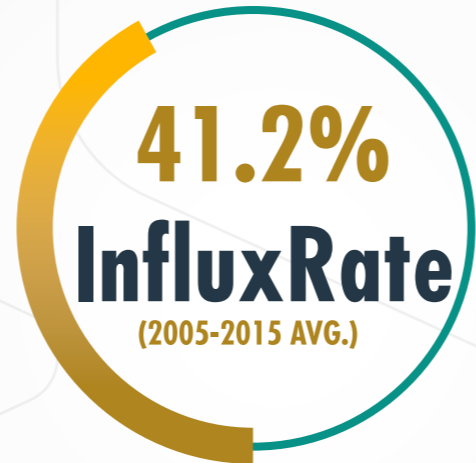
NEW ACQUISITIONS  
15,190 New Wallets

eFAWATEERcom Billers (Aug. 2019)  
177

Value of JoMoPay Transactions (Jan-Aug. 2019)  
16,231,312 JOD's



**UNHCR**  
The UN Refugee Agency



**755,050**  
REFUGEES IN JORDAN  
05 Sep 2019

**57** REFUGEE  
NATIONALITIES

# TOTAL UNEMPLOYMENT RATE

Unemployed of total population **1,924,140**

Q2 of 2019

## Unemployment Rate

**27.2%**  
**Women**

**17.1%**  
**Men**

## Unemployment by Education Level

Illiterate **1.8%**

Secondary **4.7%**

Intermediate Diploma **4.7%**

Bachelor & Above **34.7%**

Less Than Secondary **54%**

# DIGITAL PAYMENT STATISTICS IN JORDAN 2019 TRANSACTION TYPE STATISTICS

**73,605** Transactions

---

**ASSOCIATIONS**

**19,370** Transactions

---

**E-COMMERCE**

**2,512,736** Transactions

---

**GOVERNMENT**

**315,678** Transactions

---

**EDUCATION**

**403,983** Transactions

---

**FINANCIAL**

**2,287,255** Transactions

---

**UTILITIES**

**3,033,887** Transactions

---

**TELECOMS**

**13,213** Transactions

---

**CHARITIES**

**150,289** Transactions

---

**OTHER**